

NAME:


PERIOD:

DATE:

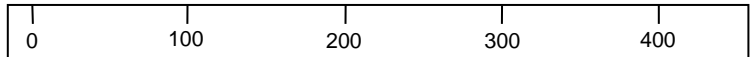
HOW TO READ A TRIPLE BEAM BALANCE

A triple beam balance has three beams. Each beam has a rider (or weight) on it.

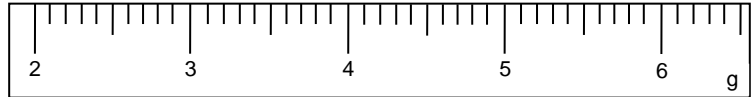
The top beam tells what number goes in the **tens** place.



The middle beam tells the **hundreds** place.



The closest to you, tells the **ones** and **tenths** places.



On this balance the black triangles represent the weights.

The first beam says, "50" so 5 goes in the **tens** place.

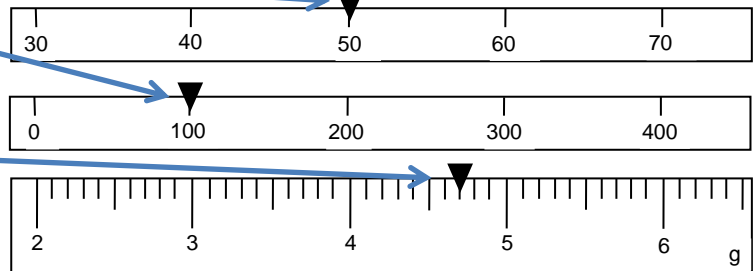
The 2nd beam says, "100" so 1 goes in the **hundreds** place.

The 3rd beam goes past the 4, but not past the 5 so 4 goes in the **ones** place.

It also goes 7 marks past the 4, so 7 goes in the **tenths** place.

This makes the final amount:

154.7 grams



On this balance the black triangles represent the weights.

The first beam says, "70" so 7 goes in the **tens** place.

The 2nd beam says, "0" so 0 goes in the **hundreds** place.

The 3rd beam goes past the 2, but not past the 3 so 2 goes in the **ones** place.

It also goes 5 marks past the 2, so 5 goes in the **tenths** place.

This makes the final amount: (we leave the zero out)

72.5 grams

